

Electronic batch control

Model CTR31AK



6 digit red LED 0.56" (14.2mm) high digits
 Requires 85 to 250 VAC power source
 Provides 12 VDC for sensors (pulsers) 100mA max, short circuit protected
 3 programmable function keys, 5 total
 3 programmable user inputs, 30V max continuous

Totalizer

6 digit display with greater than 6 digits alternating between high and low order (8 digit max)
 3 configurable totalizers
 Max count rate 20kHz

Batch control output

Dual output relays 2 FORM-C relays
 Relay isolation voltage 240 Vrms
 Contact rating 1 relay 5A @ 120/240 VAC or 28 VDC 1/8 HP @ 120 VAC inductive load. Total current with both relays energized: 5A max

DIP switch settings for count input configuration
 Non-volatile EEPROM memory
 Wire clamp screw terminal connections 30-14 AWG

Environmental rating	NEMA 4/IP65 - face only; IP20 - rear
Operating temperature	0 to 50°C
Vibration protection	IEC 68-2-6 5-150Hz 1.5 hrs, 2g's
Shock protection	IEC 68-2-27 10 g's, 11ms
UL listed	UL508, UL50
Weight	10.1 oz (286g)
DIN cut-out	(3.62+0.03/-0)x(1.77+0.02/-0) in (68+0.8/-0)x(33+6/-0) mm

Features

Red LCD display
 Multiple setpoints
 Selectable decimal position

Benefits

Easy to read
 Compatible with multi-stage / trickle valves
 Scale inputs as needed for low or high flows

Description

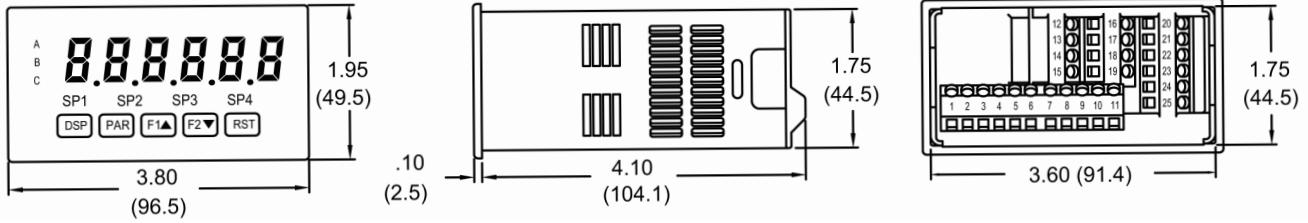
The model CTR31AK is an economical setpoint counter with outputs. It is particularly suited for use in batch control applications or an alarm indicator when user specified totals are reached.

It includes large red, easy to read 0.56" tall characters. Separately programmable count, setpoint values and decimal points allow for operation in various engineering units. The CTR31AK can be configured to allow users to quickly change setpoints for variable processes, or protect the programming values for improved security in repetitive batching processes.

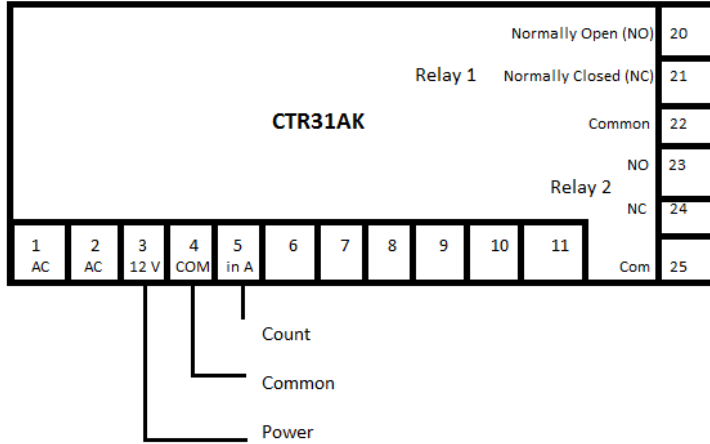
The low speed input is suited to contact closures such as reed switches or Elster AMCO Water's oil meters. The high speed input may be used with solid state, current sourcing pulsers such as Elster's evoQ4 with pulse output or oil meters with inductive pulse options.

Wiring diagram examples are shown on the reverse page. Full size wiring diagrams detailing the connection of the CTR31AK to our industrial metering products are available from Elster AMCO Water.





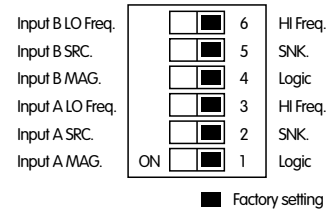
Dimensions in inches (mm).
 Note: Recommended minimum clearance (behind the panel) for mounting clip installation is 2.1" (53.4) H x 5" (127) W.



DIP switch settings

Meter	Count	Common	Power	1	2	3
V100	red or yellow	blue or black	NA	off	off	off
H4000 (PR7)	red or yellow	black	NA	off	off	off*
M190	either	either	NA	off	off	off
H4400 reed	either	either	NA	off	off	off
Oil meter reed	either	either	NA	off	off	off
evoQ ₄	red or white	green	NA	off	off	off*

* may depend on pulse weight and flow rate combinations



United States
 Elster AMCO Water, LLC
 10 SW 49th Avenue, Bldg. 100
 Ocala, FL 34474
 T +1 352 369 6500
 F +1 352 368 1950
 watermeters@elster.com

Canada
 Elster Canadian Meter Company Inc.
 1100 Walker's Line, Suite 101
 Burlington, Ontario L7N 2G3
 T +1 866 703 7581
 F +1 905 634 6705
 watermeters@elster.com

Caribbean
 Elster AMCO Water, Inc.
 P.O. Box 225, Carretera 112 KM 2.3
 Isabella, PR 00662
 T +1 787 872 2006
 F +1 787 872 5427
 prwatermeters@elster.com

© 2014 by Elster. All rights reserved.
 The company's policy is one of continuous product improvement and the right is reserved to modify the specifications contained herein without notice. These products have been manufactured with current technology and in accordance with applicable AWWA Standards.