




PIA-300

Technical Specifications



Part Number
EL6630

The function of the PIA-300 is to protect and properly interface the flowmeter's reed switch or hall effect sensor to customer supplied electronics. (For example: counters, or programmable controllers.) The PIA-300 also amplifies the output signal from the flowmeter to be transmitted over a long distance (up to 2500' or 750m).

The configuration can be one of the following two options:

- One input signal from a Reed Switch or a Hall Effect device, and one (square wave) output signal.
- One signal input and two simultaneous (square wave) output signals, that can be used to drive other devices such as counters, or PLC's.

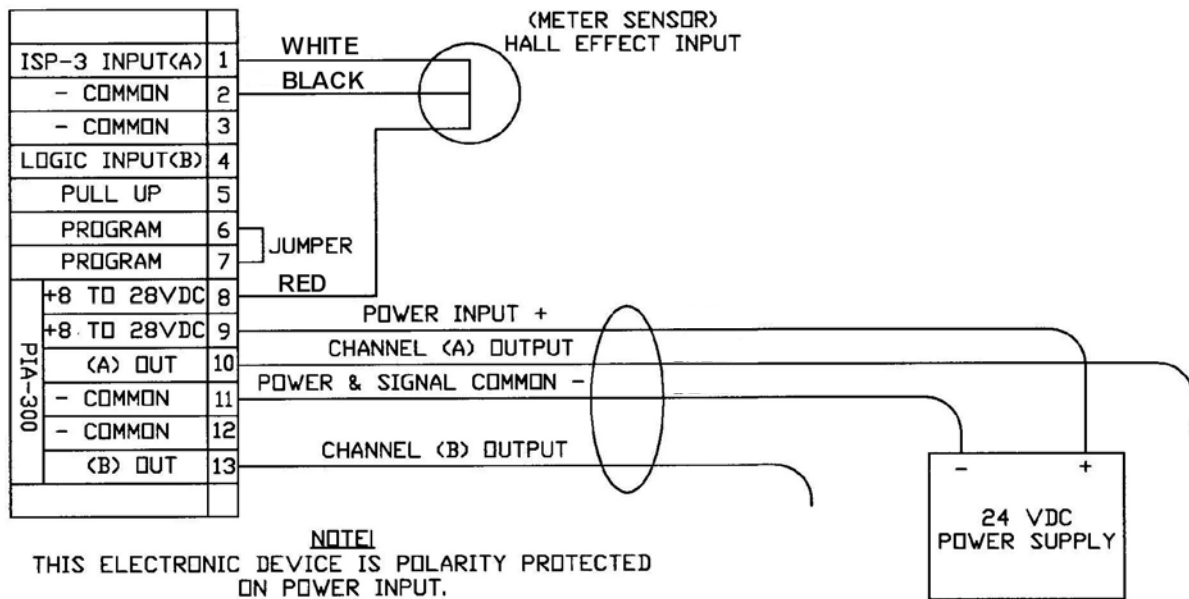
Product Specifications

Input Signal Device	Reed Switch, Hall Effect
Frequency	0 to 5,000 Hz
Power Range	8-28 VDC @250 mA max
Temperatures	-40°F to 158°F -40°C to 70°C

Output Signal	100 mA per output channel max
Distance	2500ft. (750 m) max (14-20 AWG wire) must be grounded at register
Connections	2.4 mm Screwdriver Terminals
Wire Sizes	14-20 AWG

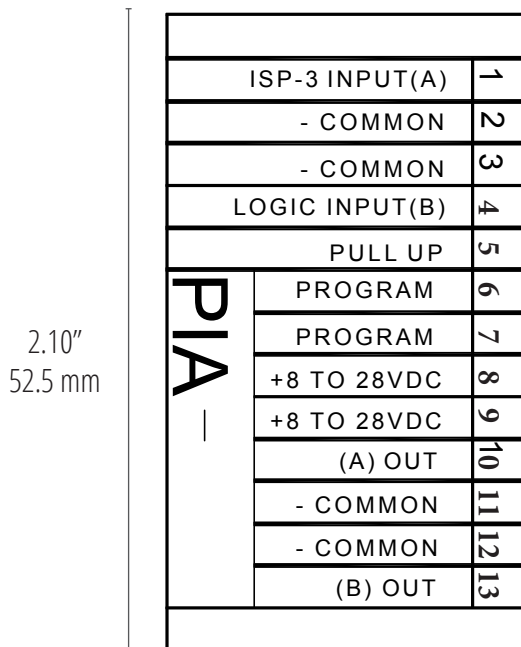
Enclosure Options	NEMA 4X NEMA 7/4
Installation	Un-Mounted (encapsulated circuit pack), or In NEMA 4X or Nema 7/4X enclosures.

Wiring Diagram



0.98"
24.9 mm

Dimensions



(Not to scale)