

mL-PIDC8

PID PROCESS CONTROLLER 96 X 48 1/8 DIN

FEATURES

- 4 digits process (PV) and 4 digits process set (SV) display
- Universal process input (TC, RTD, mV, V, mA)
- Secondary sensor input (0/4 - 20 mA)
- Dual or multi point calibration for Voltage/Current input
- Configurable ON/OFF, P, PI, PD and PID control forms
- Adaptation of PID coefficients to the system with Auto-tune and Self-tune
- Manual/Automatic mode selection for control outputs
- Bumpless transfer
- Programmable heating, cooling and alarm functions for control outputs
- Motorized valve control function
- RS-485 serial communication with Modbus RTU protocol



DESCRIPTION

The mL-PIDC8 series process controllers are designed for measuring and controlling temperature and any process value. They can be used in many applications with their universal process input, multifunction control outputs, selectable alarm functions and RS-485 serial communication.

Some application fields and applications which they are used are below:

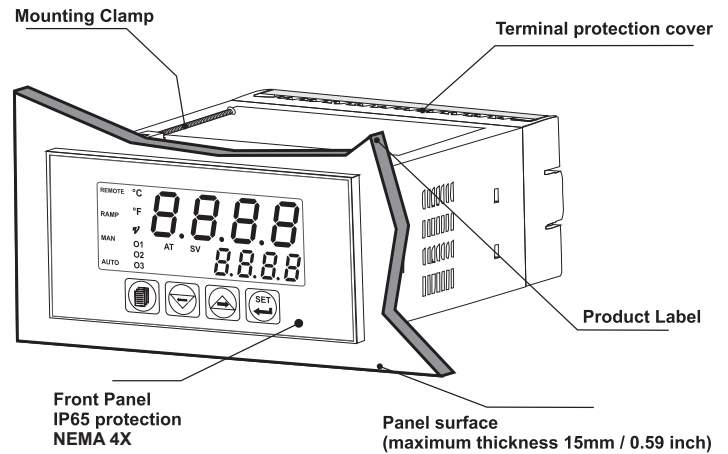
Application Fields

Glass
Plastic
Petrol-Chemistry
Textile,
Machine Production Industries

Applications

Motorized Valve Control
Profile Control
PID Process Control

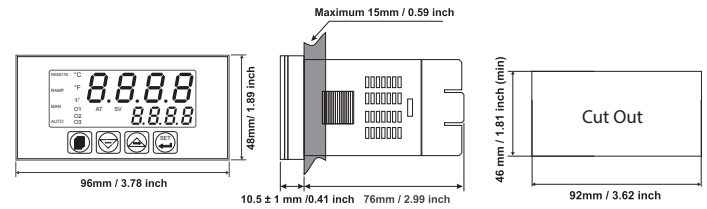
GENERAL DESCRIPTION



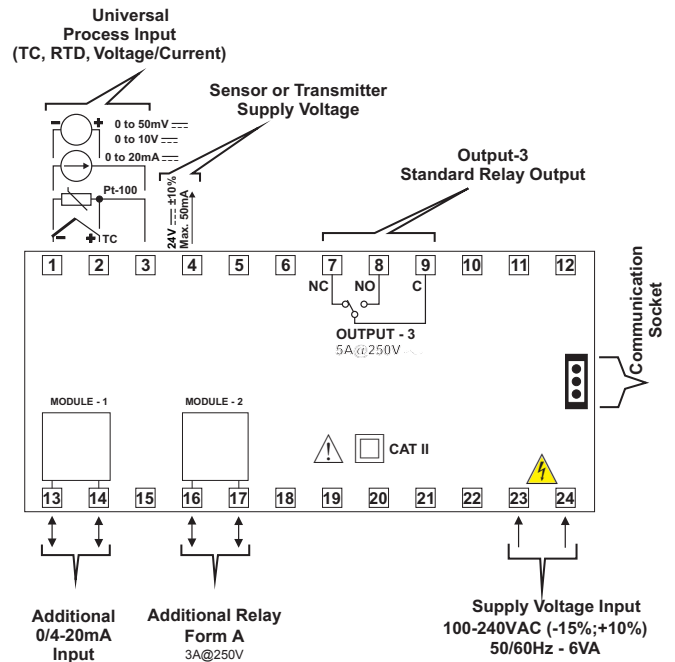
SPECIFICATIONS

Device Type	Process Controller
Housing & Mounting	96mm x 48mm x 86.5mm 1/8 DIN 43700 plastic housing for Panel mounting. Panel cut-out is 92x46mm
Protection Class	NEMA 4X (IP65 at front, IP20 at rear)
Weight	Approximately 0.26 Kg.
Environmental Ratings	Standard, indoor at an altitude of less than 2000 meters with none condensing humidity.
Storage/Operating Temperature	-40 °C to +85 °C / 0 °C to +50 °C
Storage/Operating Humidity	90 % max. (None condensing)
Overvoltage Category	II.
Pollution Degree	II, office or workplace, none conductive pollution
Operating Conditions	Continuous
Supply Voltage and Power	100 - 240 VAC (-15% / +10%) 50/60 Hz 6VA
Process Inputs	Universal input TC, RTD, Voltage/ Current
Thermocouple Input Types	Selectable by parameters L (DIN43710) , J ,K ,R ,S ,T ,B ,E ,N (IEC584.1)(ITS90) , C (ITS90)
RTD Types	PT 100 (IEC751) (ITS90)
Voltage Input Types	Selectable by parameters 0-50mV, 0-5V,0-10V
Current Input Types	Selectable by parameters 0-20mA, 4-20mA
Accuracy	± 0,25% of full scale for thermocouple, thermoresistance and voltage, ± 0,70% of full scale for current.
Cold Junction Compensation	Automatically ± 0.1°C/1°C.
Line Compensation	Maximum 10
Sensor Break Protection	Upscale
Sampling Cycle	3 samples per second
Input Filter	0.0 to 900.0 seconds
Control Forms	Programmable ON / OFF, P, PI, PD or PID
Relay Outputs	1 Form C Relay Alarm Output (5A @ 250VAC with Resistive Load) 1 Form A Relay Control Output (3A @ 250VAC with Resistive Load)
Standard Communication	RS-485 with Modbus-RTU Protocol
Process Display	10.1 mm Red 4 digits LED display
Set Display	8 mm Green 4 digits LED display
Led Indicators	AT (Auto Tune), SV (Set value), Man (Manual Mode), Auto (Automatic Mode), O1 / 2 / 3 (Outputs) LEDs, °C / °F / V unit, Ramp, Remote LEDs

DIMENSIONS



WIRING



ORDERING INFORMATION

Model #	Description
mL-PID8	Digital Process Controller 100-240 VAC (-15%; +10%) 50/60Hz Universal process input (TC, RTD, mV, V, mA) Additional 0/4 - 20 mA Input RS-485 serial communication with Modbus RTU protocol 1 Form C Relay Alarm Output (5A @ 250VAC with Resistive Load) 1 Form A Relay Control Output (3A @ 250VAC with Resistive Load)