


# Industrial Positive Displacement Meter

## Model C700 Bronze, Magnetic Drive, External Threaded Spuds

**Size: 1"**



Size:	1"
95%-101% Accuracy GPM	3/4
98.5% -101.5% Accuracy GPM	3-50
Continuous Flow GPM	25
Maximum Flow GPM	50
Operating Pressure psi	150
Operating Temperature °F	120

#### Sweep Hand Registers:

US Gallons	10
Cubic Feet	1
Cubic Meters (Canada)	1/10
Cubic Meters (Intl.)	1/10

#### Capacity of Register (millions):

US Gallons (millions)	10
Cubic Feet (millions)	10
Cubic Meters (Canada)	1/10
Cubic Meters (Intl.)	1

**Register Type:** Permanently sealed direct reading

#### Materials:

Main Case	Standard waterworks or optional low-lead Bronze
Bottom Plate Options	Waterworks or low-lead Bronze or Cast Iron
Bottom Gasket-Liner	Nitrile
Body Bolts	Stainless Steel
Measuring Chamber	Compounded Polymer
Division Plate	Loaded Nylon
Piston	High Impact Polymer
Thrust Bearing Insert	Loaded Nylon
Driving Bar	Loaded Nylon
Strainer	Polypropylene
Register Can	90% Copper Alloy
Register Lens	Tempered Glass
Register Housing and Lid	Polymer or Bronze

**Operation.** The C700 is an oscillating piston style, positive displacement water meter. The product utilizes a piston that water use rotates in a measuring chamber, each piston revolution being equivalent to a known volume of water. The piston movement is transferred by a magnetic drive to a straight reading sealed register which contains the appropriate reduction gearing.

**Compliance to Standards.** The C700 fully complies with American Water Works Association Standard C700, latest revision, and is California Department of Weights and Measures approved. C700 low-lead bronze models are NSF-61 certified and comply with California Proposition 65.

**Installation.** The meter must be installed in a clean pipeline, free from any foreign materials. Install the meter with direction of flow as indicated by the arrow cast in the meter case. The meter may be installed in horizontal, vertical or inclined lines.

**Application.** The meter is for use only with POTABLE COLD WATER up to 120°F (50°C) and working pressures up to 150 psi. The meter will register accurately to 100% ± 1 1/2% within the normal flows. Accuracy tests are made before shipment, so no adjustments need to be made before installation.

**Construction.** The meter consists of a straight through-flow main case, dual inlet measuring chamber, vertically grooved oscillating piston, high capacity strainer, removable bottom plate, full rubber liner, body bolts with integral washers and a magnetically driven register. The main case is cast in waterworks or low-lead bronze with raised



**Maintenance.** The measuring chamber assembly can be removed, repaired or replaced. Pretested measuring chamber assemblies are available for exchange or purchase, and spare parts are available from our central warehouse or designated regional locations. Elster AMCO Water staffs and operates a repair facility at its U.S. manufacturing plant in Ocala, Florida.

**Pulsar Type "BI".** The "BI" pulsar is a limit switch device which requires power from an external source (2 wire). Contact closure: 1 contact = 1 USG. The switch is rated to 3 amps at 125 VAC max. Note: Register housing and register are 3½ in. diameter style. For full details see specification sheet INDC7-PUL-001.

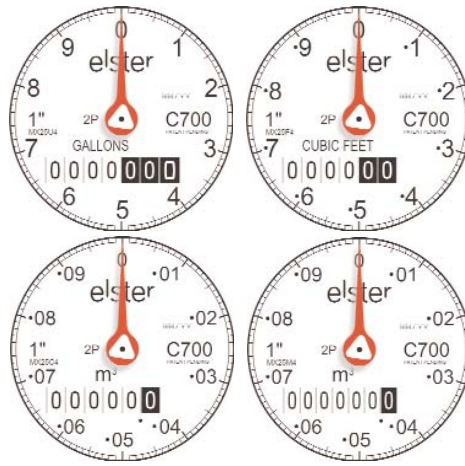
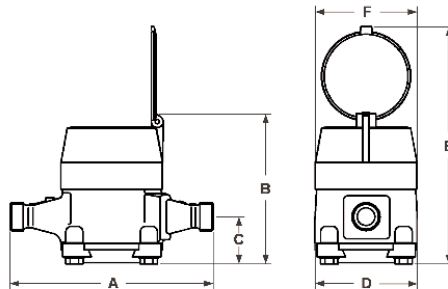
**Pulsar Type "SFI".** The "SFI" pulsar is a solid state device which requires 6-24 VDC from an external source (3 wire). Note: Register housing and register are 3½ in. diameter style. Contact closure:

1" Old	24.6 Cont/USG Std.	49.2 Cont/USG Opt.
1" New	30 Cont/USG Std.	60 Cont/USG Opt.

For full details see specification sheet INDC7-PUL-001.

**Dimensions and Net Weights**

Meter Size	Dimensions (inches)						Weight (lbs.)
	A	B	C	D	E	F	
1"	10 3/4	6 5/8	2 1/8	6 15/16	9 3/4	3 3/4	10 1/5



characters designating model, size and direction of flow. Maincase bottom plates are available in a choice of waterworks or low-lead bronze or, if frost protection is desired, in cast iron. The 2-piece snap-fit measuring chamber is of a top and bottom inlet, side output design and features a unique self-flushing sediment well. Other features include a removable, contoured division plate, captive drive bar and high torque magnet complete with a nylon bushing. The flow-stream balanced piston has a unique thrust bearing insert and features a Turbulence Seal™ system which passes debris while sustaining the most linear accuracy curve in the industry. Each register is secured to the main case with a tamperproof plug to eliminate tampering.

**Direct Read Register.** The register is contained within a 90% copper seamless can which is oven-cured at 150°F for 90 minutes to eliminate condensation. The 5 mm true tempered glass lens is secured with an "L" shaped gasket, then roll sealed to produce a permanently sealed design. To assure easy reading, the totalizer wheels are large and color coded. The applicable size, model, registration, part number and date code are printed on the calibrated dial face. Moving clockwise during operation, the extra-thin center sweep hand does not interfere with meter reading, and the 1:1 piston ratio low-flow indicator gives visual indication of plumbing leaks. For accurate meter testing, 100 clear graduations appear at the register's circumference.

**Magnetic Drive.** The magnetic drive design facilitates coupling between the measuring chamber and the external register. The coupling is absolute at all rated flows.

**Connections.** Meter casing spuds have external straight threads conforming to ANSI B.1.20.1. Bronze coupling nuts and tailpieces are available. Tailpieces have external taper pipe threads conforming to ANSI B.1.20.1. Their lengths and thread sizes are as specified by AWWA Standards.

Elster AMCO Water, Inc.  
 PO Box 1852  
 Ocala, FL 34478-1852  
 United States

T +1 800 874 0890  
 F +1 352 368 1950

watermeters@us.elster.com  
 www.elster.com

© 2007 by Elster. All rights reserved.

The company's policy is one of continuous product improvement and the right is reserved to modify the specifications contained herein without notice. These products have been manufactured with current technology and in accordance with applicable AWWA Standards.